


# Creative Depth of Field

---

This assignment is worth 18 marks



## Part 1: Shallow Depth of Field

- Shoot a minimum of 3 images illustrating shallow depth-of-field.
  - One photo should be a close-up image
  - One should be a portrait in natural light (*in other words, without using studio lights*)
  - Third photo is free choice



## Part 2: Deep Depth of Field

- Shoot a minimum of 3 more images illustrating a deep depth-of-field.
  - One should be a wide angle shot
  - One should be a medium shot
  - One should be a unique perspective



Post to your Portfolio Page

## Assignment 7: Assessment

Shallow Depth of Field		
Photo 1: Close-up <ul style="list-style-type: none"> <li>• Clear focal point</li> <li>• Blurry background/foreground</li> <li>• Good composition &amp; exposure</li> </ul>	Photo 2: Portrait <ul style="list-style-type: none"> <li>• Clear focal point</li> <li>• Blurry background/foreground</li> <li>• Good composition &amp; exposure</li> </ul>	Photo 3: Free choice <ul style="list-style-type: none"> <li>• Clear focal point</li> <li>• Blurry background/foreground</li> <li>• Good composition &amp; exposure</li> </ul>
<b>/3</b>	<b>/3</b>	<b>/3</b>
Deep Depth of Field		
Photo 1: Wide Angle <ul style="list-style-type: none"> <li>• Wide angle</li> <li>• All in focus</li> <li>• Good composition &amp; exposure</li> </ul>	Photo 2: Medium Angle <ul style="list-style-type: none"> <li>• Medium angle</li> <li>• All in focus</li> <li>• Good composition &amp; exposure</li> </ul>	Photo 3: Unique Perspective <ul style="list-style-type: none"> <li>• Unique angle</li> <li>• All in focus</li> <li>• Good composition &amp; exposure</li> </ul>
<b>/3</b>	<b>/3</b>	<b>/3</b>
<b>Total</b>		<b>/18</b>